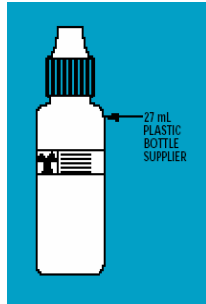


## Reference Standards

### Dose Calibrator Reference Standards

The Dose Calibrator Reference Source provides a safe and convenient method of calibrating instruments used to measure aqueous samples such as those routinely used by radiopharmacists.

The source is made with the activity uniformly distributed in 20 mL of epoxy having a density of approximately 1.0 g/cc. Each standard is supplied in a 27 mL polyethylene vial.



Calibration is in terms of activity contained in an aqueous solution. This activity is traceable to NIST with a typical accuracy of  $\pm 5\%$  at the 99% confidence level

NUCLIDE	ACTIVITY (MBq)
Co - 57	1 8 5
Co - 57	3 7 0
Cs - 137	7 . 4
Cs - 137	9 . 2 5
Ba - 133	9 . 2 5

### SET

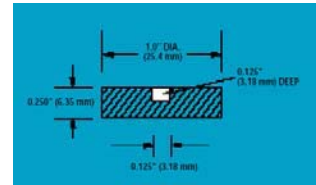
Co-57, Cs-137,	185, 9.25,
Ba-133	9.25

Other activities are available on request.

Co-57 (185 MBq)
Co-57 (370 MBq)
Cs-137 (7.4 MBq)
Cs-137 (9.25 MBq)
Ba-133 (9.25 MBq)
Source Set

### Spot Markers

A 0.12" (3.05 mm) diameter active area is marked with purple epoxy and centered in a 1" x 0.250" (25.4 mm x 6.35 mm) clear acrylic disk. Contained activity is supplied as a nominal value  $\pm 15\%$ . NIST traceable calibration with accuracies of  $\pm 5\%$  at the 99% confidence level is available.

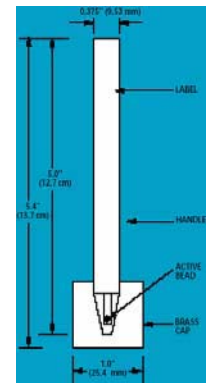


NUCLIDE	ACTIVITY (MBq)
Co - 57	0 . 9 2 5
Co - 57	1 . 8 5
Co - 57	3 . 7
Co - 57	7 . 4

Co-57 Spot Marker (0.925 MBq)
Co-57 Spot Marker (1.85 MBq)
Co-57 Spot Marker (3.7 MBq)
Co-57 Spot Marker (7.4 MBq)

### Pen Point Markers

The Penpoint Marker contains Co-57 in a ceramic matrix at the end of a 5.0" (12.7 cm) anodized aluminum rod. The pen-shaped rod screws into a brass cap which shields the active point. The Penpoint Marker is used in tracing the outlines of anatomical features on a patient.



The trace appears almost instantly on the camera display.

NUCLIDE	ACTIVITY (MBq)
Co - 57	3.7
Co - 57	9.25

Co-57 Pen Point Marker (3.7 MBq)
Co-57 Pen Point Marker (9.25 MBq)

